

Answer Key
A1 WB
Unit 1

Page 1

Lesson 1:

Reading/Alphabet Letters

1. Alphabet Matching:

A	a	B	b	C	c
D	d	E	e	F	f
G	g	H	h	I	i
J	j	K	k	L	l
M	m	N	n	O	o
P	p	Q	q	R	r
S	s	T	t	U	u
V	v	W	w	X	x
Y	y	Z	z		

2.

1. dog.

2. apple.

3. water.

4. orange.

5. Today.

3. Match the letters

Match the letters


Label the pictures

Write the small letters when you label them!

Illustrations and their associated letters:

- Turkey: t
- Yarn: y
- Telescope: x
- Football: g
- Banknote: d
- Lightbulb: l
- Ant: a
- Shell: s
- Koala: k
- Mask: q
- Postcard: j
- Envelope: m
- Caterpillar: w
- Onion: o
- Pencil: p
- Radio: r
- Ice cream: i
- Gate: z
- Violin: v
- Horse: u
- Tulip: f
- Spinning top: n
- Elephant: e
- Bus: b
- Robot: c
- Horse: h

4. See the pictures, find the word. And color the letter of it!



Page 4:

Lesson 2:

Vocabulary/ Greeting

1.

Mr Bassam: Good morning, Mrs Salem.

Mrs Salem: Good morning, Mr Bassam. How are you?

Mr Bassam: I'm fine thanks, and you?

Mrs Salem: Not too bad. Mr Bean, this is my husband Maher,
Maher this is Mr Bassam my English teacher.

Mr Jones: Pleased to meet you Mr Bean.

Mr Bassam: Pleased to meet you too. Are you from Jordan,
Mr Salem?

Mr salem: Yes, from Amman. Do you live in Amman?

Mr Bassam: No, I'm from Amman, but I live in Al Zarqa while
am teaching at college.

Mrs Salem: Well, goodbye Mr Bassam, it was nice to see you.

Mr Bassam: Yes, it was nice talking to you goodbye.

Unit 2

Page 5:

Lesson 1:

Reading/Introducing yourself

1. Match the sentences:

1. f

2. c

3. b

4. a

5. d

6. e

Page 6:

Lesson 1

Reading/Introducing yourself

2) Read the text, and answer the questions below:

Q1. His name is Ahmad.

Q2. He is 10 years old.

Q3. teacher

Q4. chef

Q5. She is one year old./ Her name is Salwa

Q6. He is scared of snakes.

Q7. swim and play tennis.

Q8. His favourite colours are blue and green.

Q9. His favourite food is burger.

3. Fill in the blanks. Use the words in the box:

1. thin

2. good-cheap

3. fat

4. expensive

5. small

6. hot-cold

7. tall

8. high

9. big

Page 7:

Lesson 1:

Grammar/Introducing yourself

4. Fill in the table below.

a	an
chair	apple
bag	umbrella
sky	orange
book	egg
notebook	

5. Correct the mistake in the following sentences:

1. Sing me a song.
2. This is an old chair.
3. I need an answer for this question!
4. I sleep on a bed.

Page 8:

Lesson 2:

Speaking/Numbers:

Task 1: Speaking

Learner's own answer

Task 2: Speaking

Learner's own answer.

3. Reading

Read the text, and answer the questions below:

Q1. She has two children.

Page 9:

Lesson 2:

Grammar/Numbers

Q2. He can count from one to one hundred.

Q3. He can describe every thing he saw in the road.

Q4. She is going to thank her sons' teacher for their great effort.

4.



lemon

lemons



apple

apples



banana

bananas



pear

Pears



orange

oranges

Lesson 2:

Grammar/Numbers

5. Fill in the blanks with the correct plural forms of the words in brackets:

1. trees
2. sandwiches
3. babies
4. feet
5. dresses
6. brushes

6. Change the sentences below to the plural form. Don't change words in black.

- a) There are flies
- b) knives are
- c) families are
- d) Those gentlemen work
- e) These people have a great life.
- f) These stories are
- g) These crystal glasses are
- h) Those ladies have
- i) thieves are
- j) These students are

Unit 3

Page 11

Lesson 1: Preposition of Place
Speaking

Task 1: Speaking

Learner's own answer

Task 2:

Learner's own answer

3. Reading

Read the following text, and answer the questions below:

Q1. It's in the cupboard

Q2. A. hat B. kite

Q3. It might be on the chair or next to Zaina's umbrella.

Q4. They are going to prepare food and the strong tea.

Page 13

Lesson 2:

Speaking/Days and Months

1. Task 1:

Days of the week:

Friday, Saturday, Sunday, Monday, Tuesday, Wednesday,
Thursday.

My favourite day

Learner's own answer.

2. Task 2:

Learner's own answer.

3. Read the text and answer the questions below:

Q1. She is a teacher.

Q2. She teaches in an elementary school.

Q3. She is going to bring a plane or a ball for them.

Q4. She is going to bring a toy or a doll for them.

Page 14:

Lesson 2:

Grammar/Days and Months

4. Fill in the blanks. Use this, or that.

2. That

3. This

4. That

5. This

6. That

7. That

8. This

9. That

10. That

11. This

12. That

13. This

14. That

Unit 4

Page 15

Lesson 1:

Speaking / Family members

1. Task 1:

Learner's own answer

2. Task 2: Speaking

Learner's own answer

3. Read the text, and answer the questions below:

Q1.

1. F / Ahmad lives near to his friend.









2. T

3. T









Q2. Yes, he is. Because he is nominated to be "The Pupil Of The Year".





Q3. His dad, step mother and step mother's daughters live with Ahmad at home.





4. Fill in the blanks. Use: here - there:

<p>I am here.</p> 	<p>He is... there ..</p> 	<p>It is... here ..</p> 	<p>It is... there ..</p> 
<p>She is here.</p> 	<p>She is... there ..</p>  <p>VocabWillEasy.INFO</p>	<p>They are here.</p> 	<p>They are... there ..</p>  <p>VocabWillEasy.INFO</p>

Grammar/ Family members

<p>You are there.</p> 	<p>You are there.</p> 	<p>It is there.</p> 	<p>They are there.</p> 
<p>You are here.</p> 	<p>We are here.</p> 	<p>We are here.</p> 	<p>They are here.</p> 

<p>This is a man.</p> 	<p>This is a woman.</p> 	<p>That is a man.</p> 	<p>That is a woman.</p> 
---	---	---	--

<p>This man is here.</p> 	<p>That man is there.</p> 
<p>This woman is here.</p> 	<p>That woman is there.</p> 

<p>That is a table. That table is here. It is here.</p> 	<p>That is a table. That table is there. It is there.</p> 
<p>This is a hat. It is a hat.</p> 	<p>This is a hand. This is the thumb.</p> 

1. Task 1



It's a red oval.



It's a blue rectangle.



It's a purple pentagon.



It's a blue rectangle.



It's a purple pentagon.



It's a red oval.



It's a purple pentagon.



It's a red oval.



It's a blue rectangle.

2. Task 2:

Learner's own answer

Page 20

Lesson 2

Reading/Colours and shapes

3. Read the text below and answer the following questions:

Q1. It takes place at school.

Q2. They make a lot of shapes as triangles, circles, and squares.

Q3. It was colorful

Q4. Yes, she does. Because she said that this day has much fun and makes her feel that the world is full of colors.

Page 21:

Lesson 2:

Reading/Colours and Shapes

4) Read the text below and answer the following questions:

Q1. Learner's own answer.

Suggested answer: No, because mum locked the door of her house and it's too difficult for any one to break into it.

Q2. She had three children.

Q3. She went out to buy some food.

Q4. Triangle, square, circle why did you leave your children at home!!!